



हरकोर्ट बटलर प्राविधिक विश्वविद्यालय

नवाबगंज, कानपुर - 208002, उ.प्र., भारत

HARCOURT BUTLER TECHNICAL UNIVERSITY

NAWABGANJ, KANPUR - 208002, U.P., INDIA

(Formerly Harcourt Butler Technological Institute, Kanpur)


Phone : +91-0512-2534001-5, 2533812, website : <http://www.hbtu.ac.in>, Email : vc@hbtu.ac.in

100 YEARS
1921 - 2021

HEI Response : Metric ID 4.5 (EXTENDED PROFILE)

Table of Contents

S.No	Title of proof	Page No
1.	Audited Statement of Income and Expenditure duly Certified by Finance Controller and Chartered Accountant highlighting the salary component	01
2.	Audited Statement of Income and Expenditure duly Certified by Finance Controller and Chartered Accountant highlighting Expenditure without Salary and Fellowship	02
3.	Statement showing Total Expenditure Excluding Salary Component for each of the years Certified by the Finance Controller	03


(Prof. S.K. Sharma)
Registrar
Harcourt Butler Technical University
Kanpur-208002



हरकोर्ट बटलर प्राविधिक विश्वविद्यालय

नवाबगंज, कानपुर - 208002, उ.प्र., भारत

HARCOURT BUTLER TECHNICAL UNIVERSITY

NAWABGANJ, KANPUR - 208002, U.P., INDIA


(Formerly Harcourt Butler Technological Institute, Kanpur)

Phone : +91-0512-2534001-5, 2533812, website : <http://www.hbtu.ac.in>, Email : vc@hbtu.ac.in

100 YEARS
1921 - 2021

STATEMENT OF INCOME AND EXPENDITURE

Schedule of Expenditure					
Government and Non Government Grants (2017-18 to 2021-22)					
Heads	Year wise (Amount in Lacs)				
	2017-18	2018-19	2019-20	2020-21	2021-22
Total Salary	2509.26	2575.47	3438.71	2689.21	2822.57
Fellowship	24.60	35.62	105.00	82.25	44.30
Expenditure without Salary & Fellowship*	3103.81	2201.46	3334.12	2476.69	2369.52
Total Expenditure	5637.67	4812.55	6877.83	5248.15	5236.39
*Details of Expenditure without salary & Fellowship					
Expenditure for Infrastructure Augmentation	2165.45	1108.61	1305.53	801.80	1086.55
Maintenance of Academic Infrastructure	287.83	203.10	149.23	252.50	363.60
Maintenance of Physical Infrastructure	107.47	144.52	177.37	569.11	207.18
Library (Books+Journals+E Journals)	0.95	6.70	58.20	13.03	4.31
IT Infrastructure	3.86	34.53	194.93	91.24	6.25
Misc./Other Exp.	538.24	704.01	1448.86	749.01	701.63
Total Income					
Grants received from Government bodies	4186.64	3059.45	4727.07	3243.30	2927.66
Grants received from Non Government bodies (to facilitates research & Infrastructure)	0.48	3.05	0.40	0.00	0.40
University Fees	1872.15	2093.73	2532.17	3208.78	3593.35
Revenue generated from Consultancy and Testing	109.13	206.68	224.62	311.16	401.57



[Handwritten Signature]
Finance Controller
Harcourt Butler Technical University
Kanpur-02



हरकोर्ट बटलर प्राविधिक विश्वविद्यालय

नवाबगंज, कानपुर - 208002, उ.प्र., भारत

HARCOURT BUTLER TECHNICAL UNIVERSITY

NAWABGANJ, KANPUR - 208002, U.P., INDIA


(Formerly Harcourt Butler Technological Institute, Kanpur)

Phone : +91-0512-2534001-5, 2533812, website : <http://www.hbtu.ac.in>, Email : vc@hbtu.ac.in

100 YEARS
1921 - 2021

STATEMENT OF INCOME AND EXPENDITURE

Schedule of Expenditure					
Government and Non Government Grants (2017-18 to 2021-22)					
Heads	Year wise (Amount in Lacs)				
	2017-18	2018-19	2019-20	2020-21	2021-22
Total Salary	2509.26	2575.47	3438.71	2689.21	2822.57
Fellowship	24.60	35.62	105.00	82.25	44.30
Expenditure without Salary & Fellowship*	3103.81	2201.46	3334.12	2476.69	2369.52
Total Expenditure	5637.67	4812.55	6877.83	5248.15	5236.39
*Details of Expenditure without salary & Fellowship					
Expenditure for Infrastructure Augmentation	2165.45	1108.61	1305.53	801.80	1086.55
Maintenance of Academic Infrastructure	287.83	203.10	149.23	252.50	363.60
Maintenance of Physical Infrastructure	107.47	144.52	177.37	569.11	207.18
Library (Books+Journals+E Journals)	0.95	6.70	58.20	13.03	4.31
IT Infrastructure	3.86	34.53	194.93	91.24	6.25
Misc./Other Exp.	538.24	704.01	1448.86	749.01	701.63
Total Income					
Grants received from Government bodies	4186.64	3059.45	4727.07	3243.30	2927.66
Grants received from Non Government bodies (to facilitates research & Infrastructure)	0.48	3.05	0.40	0.00	0.40
University Fees	1872.15	2093.73	2532.17	3208.78	3593.35
Revenue generated from Consultancy and Testing	109.13	206.68	224.62	311.16	401.57



Finance Controller
Harcourt Butler Technical University
Kanpur-02



हरकोर्ट बटलर प्राविधिक विश्वविद्यालय

नवाबगंज, कानपुर - 208002, उ.प्र., भारत

HARCOURT BUTLER TECHNICAL UNIVERSITY

NAWABGANJ, KANPUR - 208002, U.P., INDIA

(Formerly Harcourt Butler Technological Institute, Kanpur)

Phone : +91-0512-2534001-5, 2533812, website : <http://www.hbtu.ac.in>, Email : vc@hbtu.ac.in

100 YEARS
1921 - 2021

**Statement Showing Total Expenditure Excluding Salary Component
for each of the years**

S. No.	Year	Budget allocated infrastructure argumentation	Expenditure infrastructure augmentation	Total expenditure excluding salary	Expenditure on maintenance of academic facilities (excluding salary for human resources)	Expenditure on maintenance of physical facilities (excluding salary for human resources)
1	2021-22	1086.55	1086.55	2369.52	363.62	207.18
2	2020-21	801.80	801.80	2476.69	252.50	569.11
3	2019-20	1305.53	1305.53	3334.12	149.23	177.37
4	2018-19	1108.61	1108.61	2201.46	203.10	144.52
5	2017-18	2165.45	2165.45	3103.81	287.83	107.47

वित्त नियन्त्रक
हरकोर्ट बटलर प्राविधिक विश्वविद्यालय
कानपुर-02